

FEDeRATED – The Digitized Logistic Chain

Featuring

Grimaldi Euromed

Terminal San Giorgio

Codognotto Italia

Quadrante Europa – Zailog



Co-financed by the Connecting Europe
Facility of the European Union

LL#10 (Grimaldi Euromed)



Objectives:

- Enhanced ship tracking (own and chartered ships)
- Integrated service center for fleet management
- Added value services based on data sharing: enhanced planning horizons, forecast of carbon footprint (compliance monitoring).

Actors:

- Grimaldi Euromed (maritime carrier and LL coordinator)
- Terminal San Giorgio (maritime terminal operator)
- Circle Group (ICT service provider)



LL#18 (Terminal San Giorgio)



Objectives:

- Enhanced truck and trailer tracking
- Flexible terminal access policies
- Optimized asset and infrastructure use management

Actors:

- Terminal San Giorgio (maritime terminal operator and LL coordinator)
- Grimaldi Euromed (maritime carrier)
- Circle Group (ICT service provider, overall technological support and project management assistance)
- Luigi Cozza Trasporti (external support)



Collaboration between LLs: an evolutionary approach



Initial state:

- Two standalone Living Labs, each implementing its own use case(s)

Evolution:

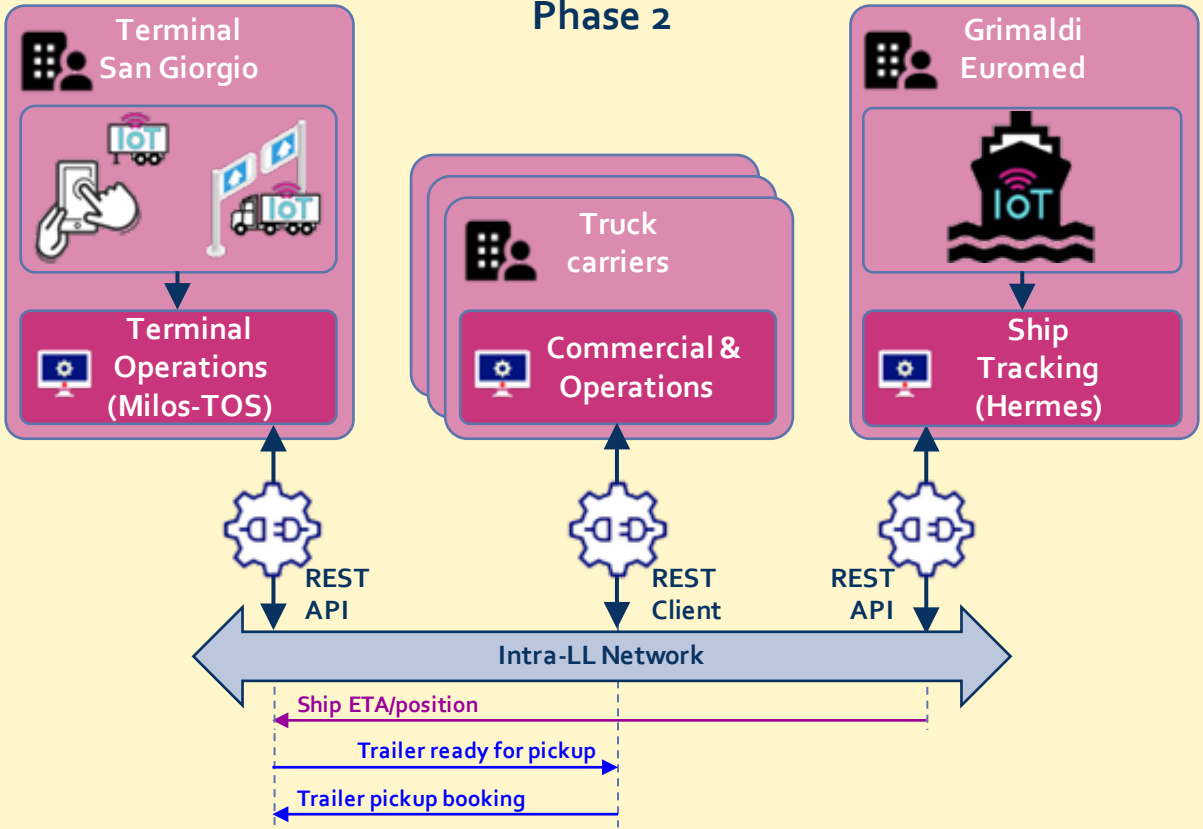
- Phase 1: identification of common use cases, workflow harmonization, legacy system adaptation, etc.
- Phase 2: first level of bilateral interoperability based on REST APIs
- Phase 3 – semantic evolution: true federative interoperability, complying with all the operating principles of FEDeRATED

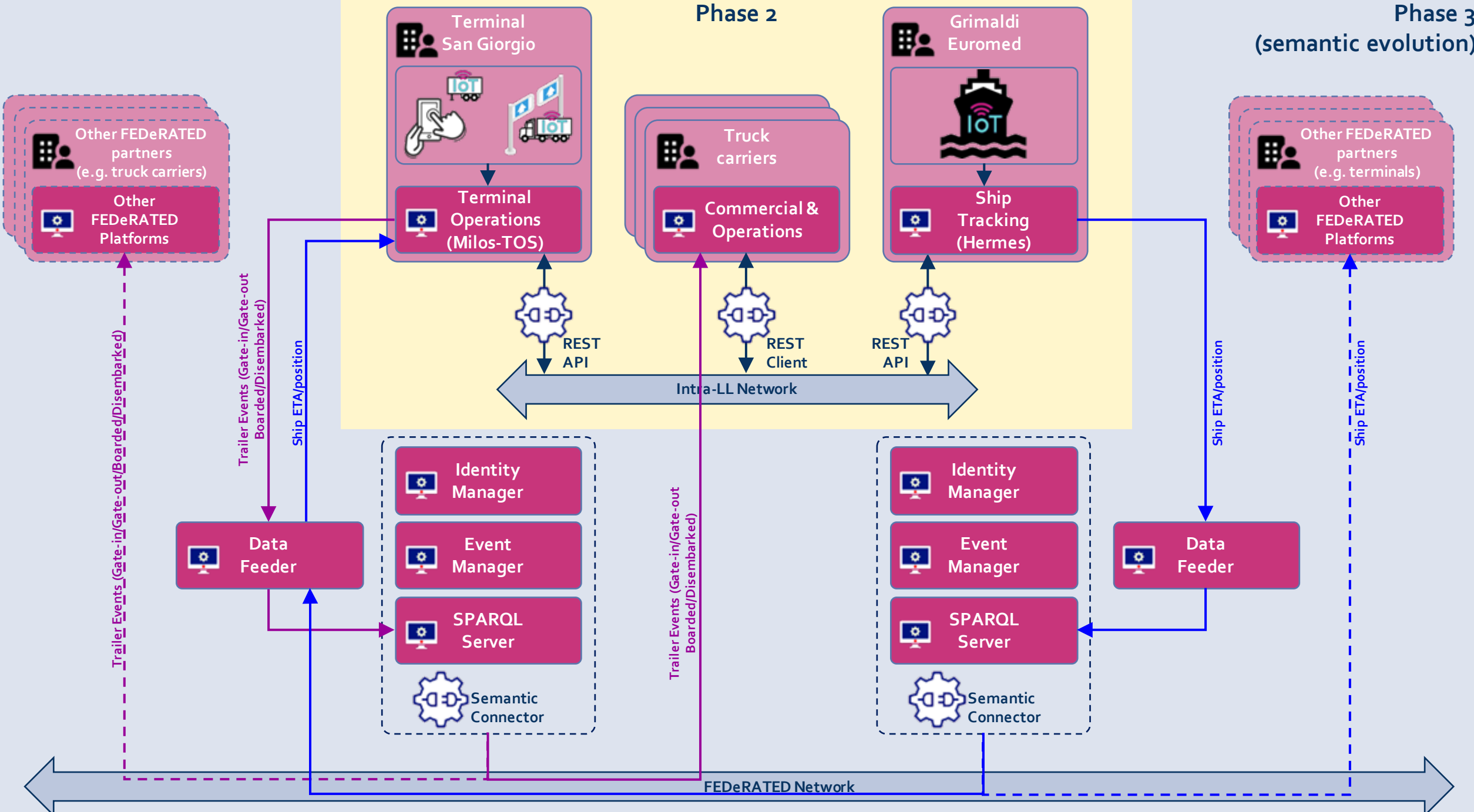
Final state:

- Joint-LL services available to all other FEDeRATED nodes (and beyond)

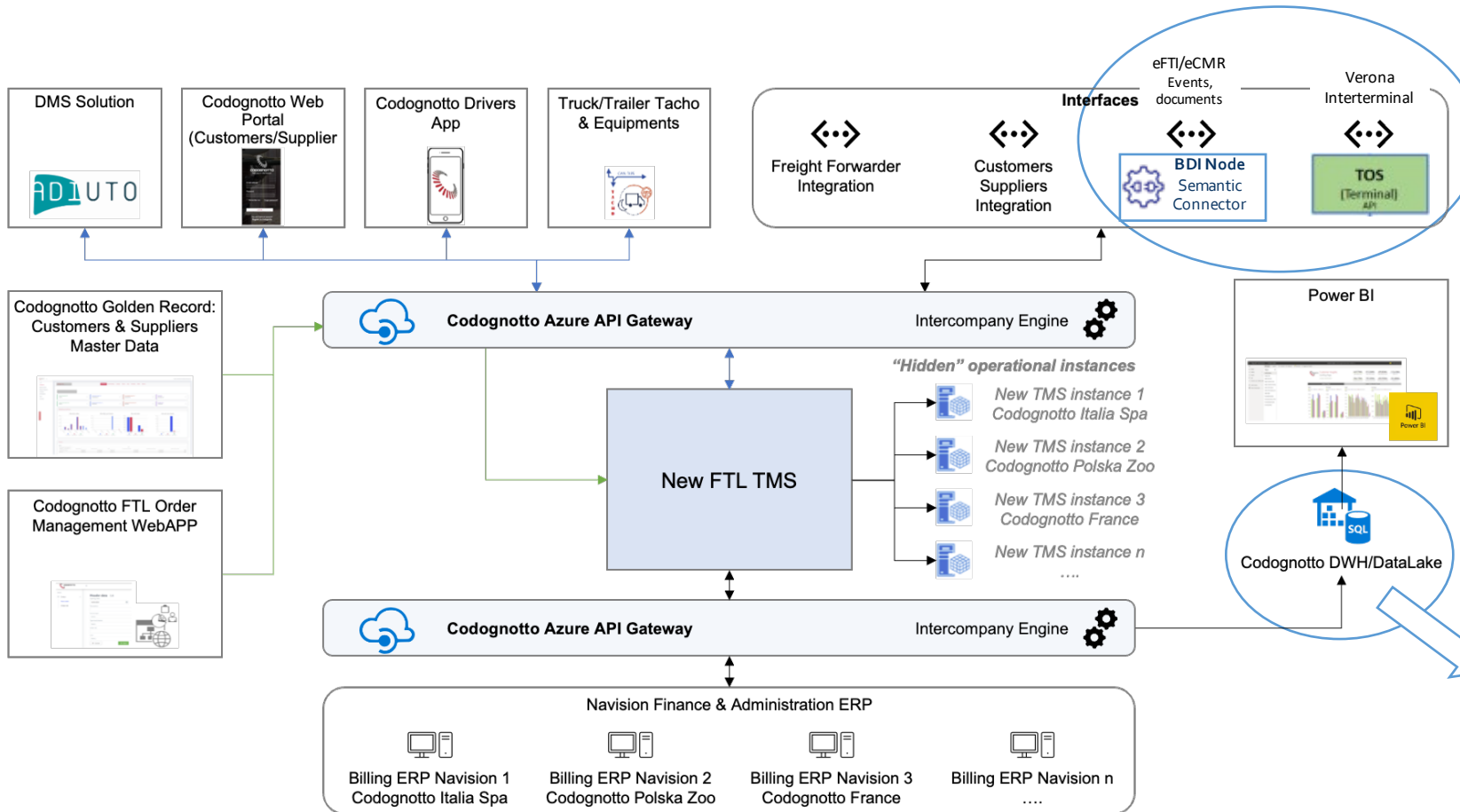


Phase 2





Living Lab #16 (D4You - Codognotto)

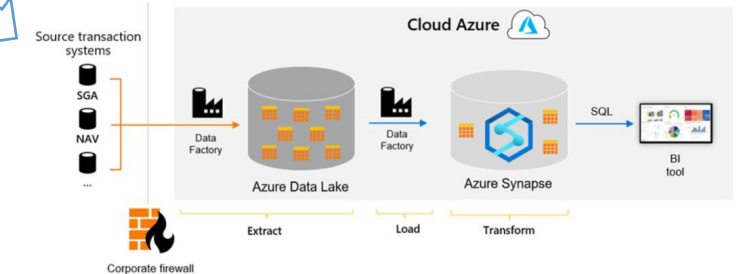


Azure API Gateway to achieve two main goals:

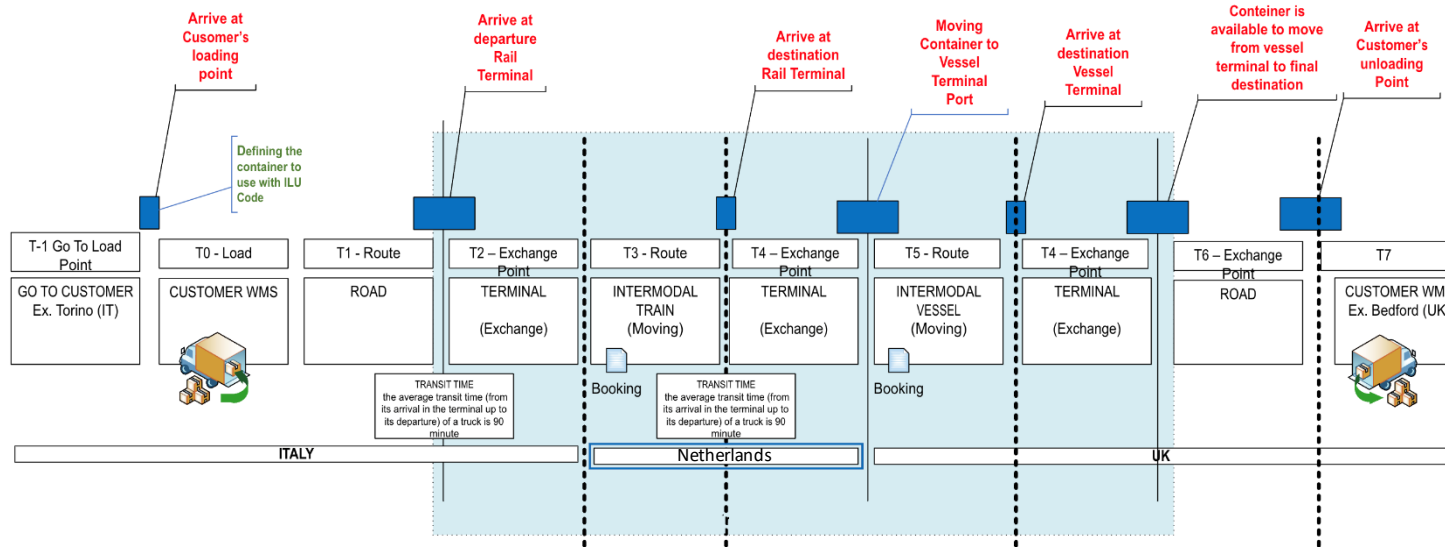
- Federate existing and new internal services and platforms
- Federate data with some external actors (like Customers and Carriers) in order to automate processes and extend the collaboration

Datalake:

- Use standard FEDeRATED semantic to collect and share data for internal and external purpose



Living Lab #16 collaboration with LL #20



Case:

- Transport of a trailer with a customer order (FTL – Full Truck Load) from Italy by train to port of Rotterdam, followed by ferry transport of the trailer to the UK.
- It consists of four transport legs road, rail, sea, road



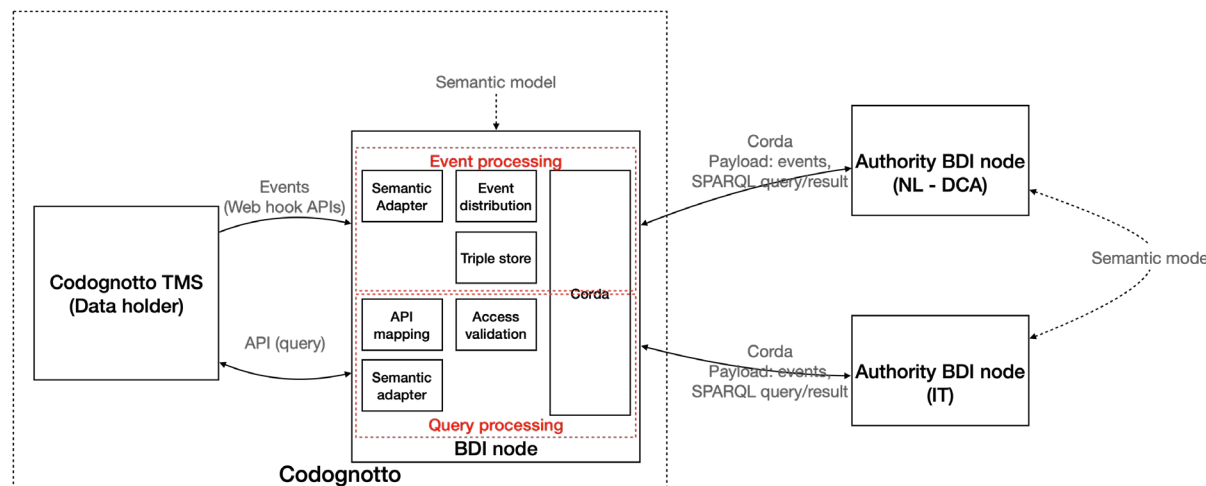
Event by IOT



Event By APP



Event By 3rd Party



BDI Node Setup scenario:

- Setup with two authority nodes reflecting available data and events produced by Codognotto with the following data flows:
 - Initiation event – the trip with the four legs is shared.
 - Operation events – during operation, each milestone generates an event.
 - Border crossing event – border crossing events for the rail transport
 - eFTI (SPARQL) query to a single API to the customer orders in the TMS.



Verona freight village overview



- ❑ The Verona freight village is one of the most important freight hubs in Europe.
- ❑ It is crossed by 2 railway lines and the same goes for the motorways (Milan-Venice and Brenner).
- ❑ There are 3 intermodal terminals and 8 railway undertakings operating in the area.
- ❑ The core business is represented by the intermodal transport that is composed by a long haul by train and the last mile by road. The aim is to connect most of the companies to the Verona terminals.

Some figures



- ❑ 30 million tons handled in 2022, of which 22 by road and 8 by rail.
- ❑ 15,010 of freight trains managed in 2022, of which 13,814 are intermodal trains.
- ❑ The railway connections are to Germany (69%), Italy (19.5%), Denmark (3.5%), The Netherlands (2.5%), Belgium (2.5%) and Czech Republic (3%).
- ❑ The daily traffic of loading units handled in the terminals is composed by trailers (75%), swap bodies (15%) and containers (10%).



Living Lab #12



Acceptance 17498 results found



Announcement code, ITU code/plate, pick up codes, plates, driver



Operation



Order By

Fast lane

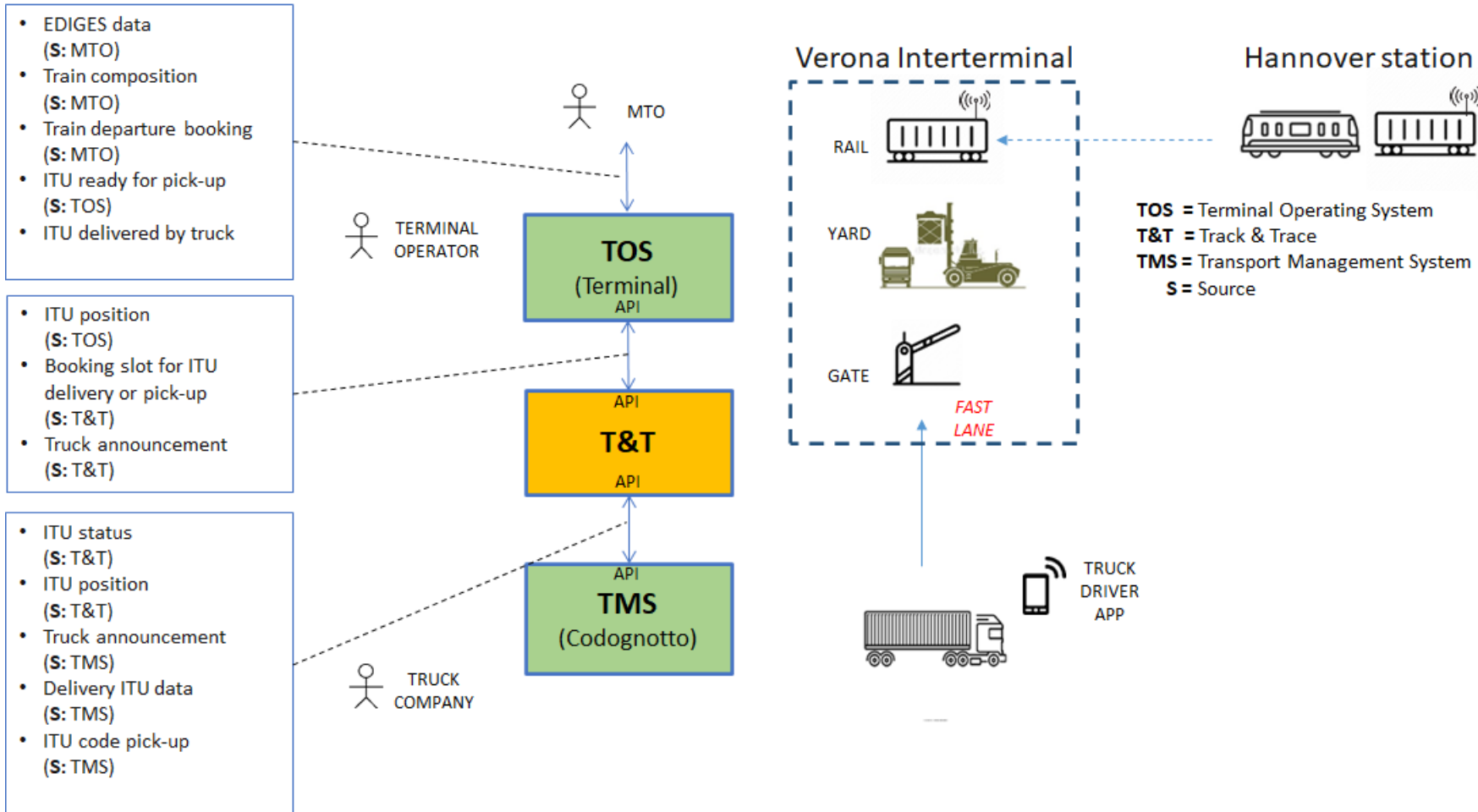
Transport units

# A85	06/04/23 All day	FW854VJ	Roberto Zago	D 1	P 0	Confirmed	▼	⋮
# A86	06/01/23 06:00 - 08:00	SB285EP	Cercel Ion	D 1	P 0	Confirmed	▼	⋮
# A87	06/02/23 12:00 - 14:00	SB276EP	Roberto Zago	D 1	P 0	Confirmed	▼	⋮
# A88	06/03/23 12:00 - 14:00	FW816VJ	Cercel Ion	D 1	P 0	Confirmed	▼	⋮
# A89	06/03/23 12:00 - 14:00	WGM66144	Cercel Ion	D 0	P 1	Confirmed	▼	⋮
# A90	06/01/23 06:00 - 08:00	WGM66147	Roberto Zago	D 1	P 0	Confirmed	▼	⋮

- ❑ The living lab #12 has focused on implementation of virtual fast lane concept at Interterminal, the intermodal terminal of Quadrante Europa in Verona.
- ❑ Developed a middle layer for automated exchange of TMS data with TOS.
- ❑ Road announcement to anticipate the truck, driver and ITU data (goods and seals) in order to speed up the entry operations to the terminal.
- ❑ Truck company receive an assigned arrival time slot according to ETA.



Track&Trace Architecture



- ❑ Use of the Representative State Transfer (REST) as client-server architectural style that uses the HTTP protocol in a simple and effective way, has enabled and ease integration with Truck Company.
- ❑ Any truck company (or transport provider) can access T&T's API. To obtain valid access credential it has to request to Interterminal Quadrante Servizi.
- ❑ In future T&T can act as dispatcher to each TOS used in Verona Freight Village.



Final Results



- Truck driver and ITU data are received by the terminal via the Truck and Trace API, consequently the gate operations are speeded up (fast-lane).
- The dwell time is reduced, so hauliers can save time for next deliveries.
- Clear vision of expected vehicle flow (in/out) in Verona terminal area.
- Verona Interterminal has mapped its buffer area, identifying the average storage time, size and capacity of each slot (e.g. number of units/hours, operative means availability, etc.) to guarantee that each drop-off and pick-up activity can be managed as fast as possible.
- Truck and Trace system guarantees the efficient management of delivery and pick-up activities according to proximity ETA communicated by the TMS system as well as the slots availability.
- Real time update about goods, drivers, and vehicles in the terminal area.
- Supply chain visibility over operations at the terminal.
- Reliable proof of delivery/pick-up of ITU.
- Reduction of gate congestion with a consequent adequate availability of personnel and infrastructures based on operational capability.



Interterminal TOS at a Glance



The following video shows the upgrades of the Verona TOS (Terminal Operating System) realized thanks to the implementation of the Living Lab 12. Specifically, Zailog developed a Track & Trace system that permits to receive data from the road operator before its entrance to the terminal gate, allowing a reduction of the timing for the gate-in phase. At the same time, the terminal manager can share the information received from the railway undertaking with the road operator that will be able to control in real time the actual time of arrival of the train. In this way, it will be possible an optimal management of the truckers' routes. Therefore, the data sharing in real time allows a better management of the terminal yard and of the overall terminal operations, with the aim to reduce costs, dwell times and emissions.



THANK YOU

www.federatedplatforms.eu

[@FeRated \(Twitter\)](https://twitter.com/FeRated)

[#FEDeRATED \(LinkedIn\)](#)



Co-financed by the Connecting Europe
Facility of the European Union